



**2018**

2663


791

2831

3883

167

48.1%






1.



2.



3.






1.

/

2.

3.

4.



1.

2018

66.21

↑ 8.83 %

49.22

↑ 0.62 %

204

2017/18

109.48

33.2 %

40.9 %

\$.138

2.


2017


2342

56


160


3.













1999-2001: 26所参加  
长沙铁道学院开始

随机评估

优秀评估

1996-2000: 16所参加  
华中理工大学开始

合格评估


1994-2002: 190所参加  
天津城市建设学院开始


水平评估


2003-2008: 589所参加  
上海大学开始

“五位一体”  
评估

2009年至今: 新时期评估方案  
自我评估、院校评估、专业认证  
国际评估、状态数据常态监测







b

@b

.

.